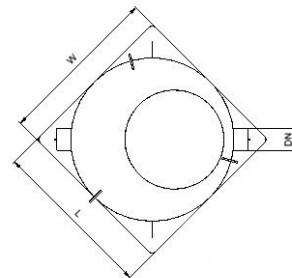
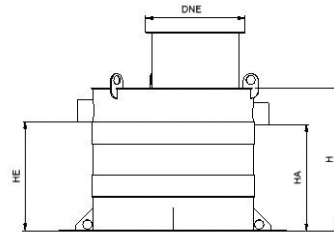
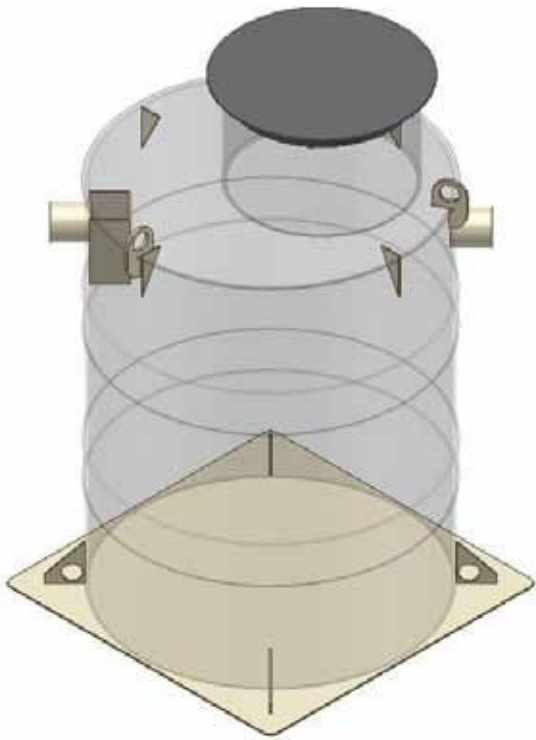


AQUAFIX® - SPP Decantor de namol



	Lun- gime mm	Latime mm	Inalti- me mm	Debit ø max. l/s	Sepe- rator mm	Capaci- tate de- cantor l	Capa- citate sepa- rator l	DN intr./ iesire mm	HE intra- re mm	HA iesire mm	H DNE gura de vizita- re 1	H DNE gura de vizita- re 2	Greu- tate kg	Capaci- tate stocare l	Articol Nr.
SPP 0600/06	1000	1000	1675	-	938	607	-	150	901	876	800	-	54,0	-	284306
SPP 1000/10	1240	1240	1727	-	1174	1008	-	150	955	930	800	-	78,0	-	284310
SPP 1500/15	1500	1500	1804	-	1414	1545	-	200	990	965	800	-	128,0	-	284315
SPP 2000/20	1500	1500	2016	-	1414	2016	-	150	1323	1298	800	-	140,0	-	284320
SPP 2500/10	1500	1500	2449	-	1414	2615	-	200	1655	1630	800	-	160,0	-	284325
SPP 2500/20	1500	1500	2449	-	1414	2581	-	200	1635	1610	800	-	160,0	-	284326

AQUAFIX® OTEL „G”

AQUAFIX® OTEL „K”

AQUAFIX® BETON

AQUAFIX® „10 PE”

AQUAFIX® „PP”

INSTRUCTIUNI
DE INSTALARE